

  
AROMA®



DoveWare™



## DoveWare's Story

The embossed Dove design on Aroma's ceramic collection signifies the essentials for both a nutritious and meaningful meal.

The dove itself is seen as a symbol of peace, love, and purity; all can be implemented into your cooking experience with our cookware. The love and support needed to deliver an enriching meal is brought to your kitchen through the handles of the cookware that emulate the wings of the dove.

To ensure wholesome cooking, the non-reactive ceramic cookware is made of 100% clay materials. Free of PFOAs, lead, and other harmful metals. DoveWare will provide a healthier way of cooking for years to come.

DoveWare was designed with efficiency and innovation in mind. With its diverse craftsmanship, the possibilities are endless. Here at Aroma, we strive to distribute top quality products that enhance and enrich people's lives. DoveWare ceramic cookware is our next step in continuing our mission.



## Crafted With Love & Care

Our DoveWare products are each hand crafted and handled with the utmost precision from start to finish.

We begin with all natural pottery clay selected precisely for its authenticity and guarantee that the material complies with both American and European standards to cook healthy and delicious food.


Artisan's technique of forming and molding our ceramics takes great skill and patience. The pieces are hand inspected and carefully polished before being dried and heated in the kiln. Spending roughly a week in the process, the dried ceramic is dipped into our distinct glaze, making sure every surface is covered smoothly and evenly for its final firing.

Lastly, every piece of ceramic cookware goes through the most stringent quality control inspection and only the highest quality grade products are passed onto you. Never mass produced, each DoveWare piece has our mantra engraved on the bottom: "You Are The Potter · We Are The Clay," reminding you that Aroma is here to help make memories in the kitchen, and continuously create enriching meals that everyone will love.

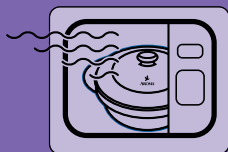




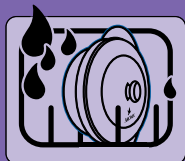
Freezer



Serving



Microwave/Oven



Dishwasher

## FEATURES

### Thermal Shock Resistant

Save time and energy with Aroma DoveWare's shock resistant design. Your cookware can go straight from the freezer to the oven without risk of damage.

### 100% Natural Materials

Aroma DoveWare is made of a safe, non-reactive material for optimal results. It is non-toxic, PFOA and heavy-metal free to ensure healthy cooking.

### Versatile Cooking

Enjoy healthy and delicious meals with your new Aroma DoveWare. Refer to an old family classic or try an Aroma favorite.

### Easy Clean-Up

Forget about endless scrubbing and reclaim kitchen time as your time. Aroma DoveWare is dishwasher safe which makes cleanup a breeze!



## CASSEROLE

3.0 quarts | ADC-203



Ideal for making mouthwatering casseroles, this DoveWare piece is scratch resistant allowing you to cut directly in it without scratching the high-gloss glaze. It can withstand temperature changes from the freezer to the oven, and dishwasher safe!



## Sweet Potato Casserole w/ Pecans



4 lbs sweet potatoes  
1/2 tsp dry mustard  
1 tblsp montreal seasoning  
1 cup dark brown sugar  
1 lime, juiced  
zest from 1/2 lime  
1 cup pecan halves  
3/4 cup olive oil  
crisp bacon for garnish

### Directions:

1. Preheat oven to 400 degrees.
2. Clean the sweet potatoes and with their skins left on, slice into thin rounds- about 1/4" thick. Place in a large bowl.
3. In a smaller bowl, combine the remaining ingredients and mix well. Pour over the potatoes, being sure to coat each slice with the mixture.
4. In the DoveWare casserole dish, arrange the potato slices in overlapping layers. Cover with foil and place in the upper third of the oven. Bake for 40 minutes or until potatoes are fork tender.
5. If desired, place under the broiler for an additional minute or two to further brown and crisp the top. Garnish with the crisp bacon.



## OVAL CASSEROLE

3.0 quarts | ADC-303



Oval shape brings elegance from kitchen to the table. Make casseroles, stews, meats, vegetables and much more.









## Hawaiian Huevos Rancheros



### For Baking:

5 corn tortillas  
14 oz. can pinto beans  
1 1/2 cup mexican blend  
cheese  
1/2 pound of lomi lomi salmon  
6 eggs  
1/4 cup red enchilada sauce  
1/2 cup kalua pork  
for toppings (optional):  
cilantro  
cream mexicana or sour cream

### For Lomi Lomi Salmon:

small chunks of salmon  
tomatos, diced small cubes  
onions  
green onions  
sugar  
salt

### Directions:

1. Preheat your oven to 375 F
2. In your Aroma Doveware, arrange your tortillas so that they cover the bottom and partially the side of your Doveware.
3. Add your pinto beans evenly over the tortillas.
4. Sprinkle Mexican blend cheese over the black beans.
5. Evenly pour your lomi lomi salmon over the cheese.
6. Evenly spread your 1/2 cup of Kalua pork over the lomi lomi salmon.
7. Top your Kalua pork with additional cheese.
8. Using the back of a large spoon, create 6 wells in the cheese/lomi lomi salmon combination for the eggs to rest in.
9. Pour enchilada sauce over everything!
10. Bake for 20-25 minutes, checking often to make sure that your yolks don't overcook.
11. Top with cilantro and sour cream for a delicious meal.

## Vegetable Ratatouille



2 lbs vine-ripened tomatoes  
2 lbs zucchini  
1 lb onions, minced  
2 lbs yellow squash  
2 lbs potatoes  
3 cloves garlic, minced  
3 tablespoons olive oil  
salt/pepper to taste  
1/4 cup parmesan cheese, divided  
fresh thyme, leaves removed

### Directions

1. Preheat oven to 400 degrees. Using a mandolin, thinly slice tomatoes, zucchini, squash, and potato. Place in a large bowl.
2. Gently Toss vegetables with olive oil, garlic, half of the onion, half of the cheese, salt and pepper.
3. In a greased casserole, place the other half of the onions on the bottom. Layer the vegetables in a pattern in the casserole. Cover and roast for 30-45 minutes or until the vegetables are tender
4. Remove the lid, top with the remaining parmesan and bake for another 10 minutes or until the cheese has browned.
5. Top with fresh thyme and serve.

## Before Using for the First Time

1. Read all instructions and important safeguards.
2. Remove all packaging materials and make sure items received are in good condition.
3. Remove label and paper inserts.
4. Remove all stickers and labels, using a solvent if necessary.
5. Wash ceramic in warm, soapy water. Rinse and dry thoroughly.

## During Cooking and Preparation

1. DoveWare products can be used with all of the following appliances: refrigerator, microwave, dishwasher, broiler, freezer, grill, oven, gas stove top and electric stove top\*.
2. The thermal shock resistant material can withstand temperatures from 32°F to 450°F allowing you to take your ceramic cookware straight from the freezer to the oven.
3. Safe for metal tools as well as scratch and stain resistant.
4. While handling, always use the oversized ridged handles. Use extreme caution after removing your cookware from heat as the surface of the DoveWare can become very hot.  
*\*DoveWare Casserole dish is not intended for stovetop use.*

## Important Safeguards

1. Do not touch hot surfaces. Use handles.
2. Use only on a level, dry, and heat-resistant surface.
3. Close supervision is necessary when the cookware is used near children. This cookware is not intended to be used by children.
4. Do not use attachments or accessories other than those supplied or recommended by the manufacturer.
5. Do not cook meats or poultry without sauce or liquid.



## After Use

1. Each piece of DoveWare is completely dishwasher safe.
2. Includes ceramic glaze interior for easy cleaning, and easy serving.
3. With specially designed oversized ridged handles, our ceramic cookware is very easy to carry, however, handle it with extreme caution, especially when hot.
4. When dealing with burnt on food and/ or grease, mix a solution of soap and water and allow the cookware to soak for approximately 10 minutes, and scrub off with a sponge.
5. To remove stains, use 1 tablespoon of baking soda and combine with a small amount of water to make a paste. Rub paste onto the surface and rinse. Repeat if necessary.

## Questions?

Contact the store where your DoveWare was purchased or contact our Customer Service at the following number:

1.800.276.6286

Monday-Friday  
8:30am-4:30pm PST

Alternatively, email us at:  
[customerservice@aromaco.com](mailto:customerservice@aromaco.com)

## COLOR ASSORTMENT



Plum  
Purple



Slate  
Gray



Pastel  
Blue



White  
Marble



Linen  
White



Clementine  
Orange



Ruby  
Red



Cobalt  
Blue

## WARRANTY

Aroma Housewares Company warrants its products against defects in material and workmanship for five years from provable date of purchase in the United States. Within this warranty period, Aroma Housewares Company will repair or replace, at its discretion, defective parts at no charge, provided the product is returned, freight prepaid with proof of purchase and U.S. \$25.00 for shipping and handling charges payable to Aroma Housewares Company. If the original product is no longer in production the defective product will be replaced by a similar product or one of equivalent value. Replacement with the same color cannot be guaranteed.


The warranty exclude the following cases:

- **Absence of sauce or liquid in the cookware when cooking**
- **The addition of a cold liquid to a hot dish**
- **Oven temperature above 450°F**
- **Impact**
- **Use on stovetop (gas, electric, halogen)**

*\*Only applies to Aroma DoveWare Casserole Dish*

This warranty does not cover damage caused by normal wear and tear, accident, misuse, abuse or commercial use. Damages not covered include stains, scratches, corrosion, discoloration or damage from overheating to the interior or exterior of the pot as well as the ceramic glaze. Consequential damage is expressly excluded from this warranty. Keep in mind that any differences in the finish of the product are due to production techniques and do not alter the cooking abilities of your Aroma DoveWare.





6469 Flanders Drive, San Diego, CA 92121 USA.  
© 2016 AROMA HOUSEWARES COMPANY  
All Rights Reserved  
[www.MyDoveWare.com](http://www.MyDoveWare.com)